

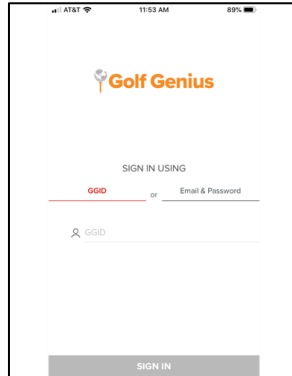
Download and install the program for either your Android or Apple device.

Android Device



Apple Device

Once installed, open the App. You will be asked to sign in using either;
Your User Name & Password or GGID (Golf Genius ID)

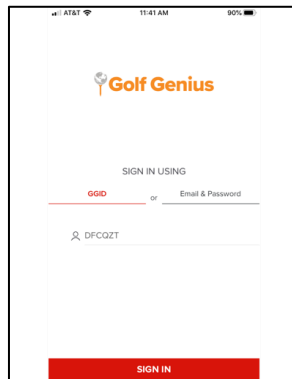


You will be using a GGID to sign-in.

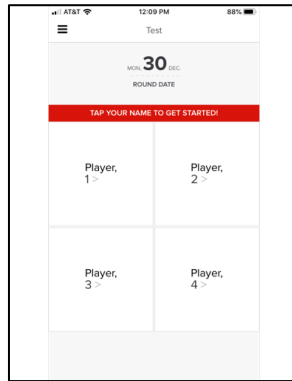
The GGID will always be provided on the top right corner of your scorecard.
(A unique GGID is generated for each event and for every scorecard)

COUNTY FIRE GOLF ASSOCIATION										DFCQZT							
Starting Hole: 1A										8:00 AM Shotgun Start				Wed, October 9			
7	8	9	Out	Init	10	11	12	13	14	15	16	17	18	In	Total	Hdcp	Net
65	218	393	3342	182	490	310	354	165	489	321	137	406	2854	6196	(18)		
30	201	370	3054	143	467	283	333	141	463	283	115	375	2603	5657			
3	3	4	36	3	5	4	4	3	5	4	3	4	35	71			
17	13	1		14	2	16	10	8	6	12	18	4					

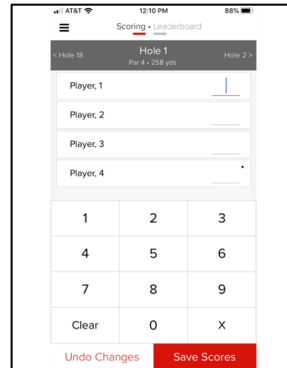
Enter the GGID provided on your scorecard and press "Sign-in"



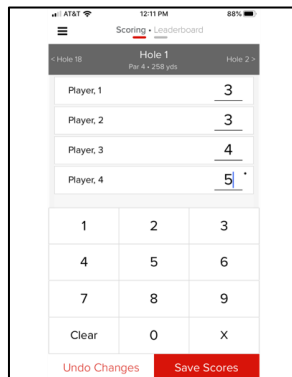
Once in the program you will see a screen with the names of the players in your pairing group.



Press on your name, you will then be taken to the score entry screen.
(All the players in your pairing group will be listed in the order that they appear on your scorecard and you will be on your starting hole for the round)



Enter the scores for each player for that hole and then press “Save Scores.”



The scores are entered and you are taken to the score entry for your next hole.

Should you need to make an entry correction, you can move between holes by pressing either the back “<” or forward “>” arrows to move between the score entry screen for each hole.